SMART URBANISM TO ENSURE INCLUSIVE CITIES

Dr. Nadine Kuhla von Bergmann

Visiting Professor for Smart Urbanism & Digital Strategies
University of Applied Sciences, Stuttgart

Challenges: City of Ludwigsburg
Transformation of Existing Urban Systems

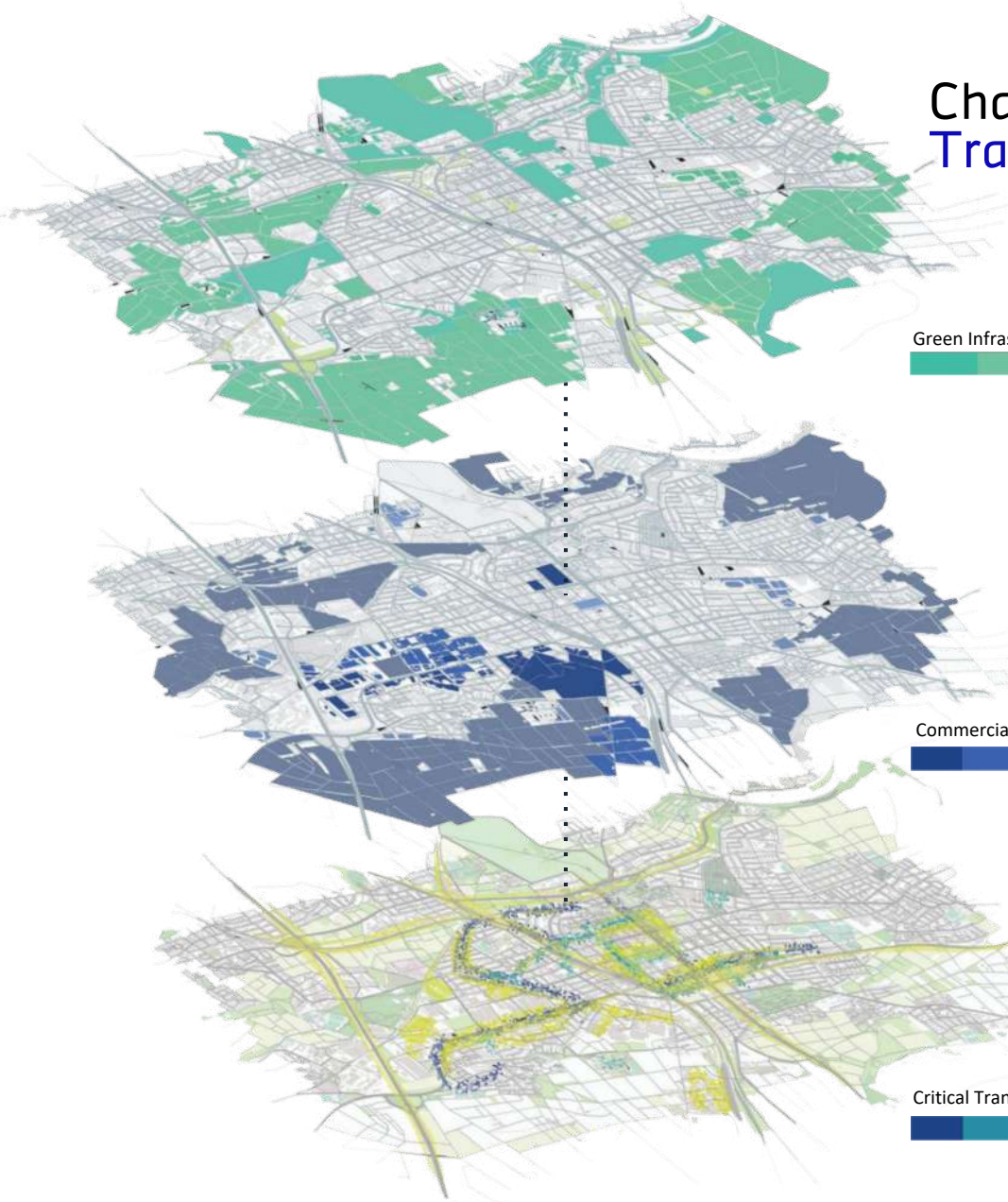

Permeable surfaces

Activity Zones

Commuting Patterns

Image Source: Alaa Sndyan and Rhes Fernandes, Case Study Project, Smart City Solutions Master Program

S.M.A.C. Methodology. Overview

SENSE

Data about
existing spatial, economic,
infrastructural,&
social conditions

MAP

Catalogue of local & global “smart solutions” & urban development strategies
Stakeholder & policy mapping

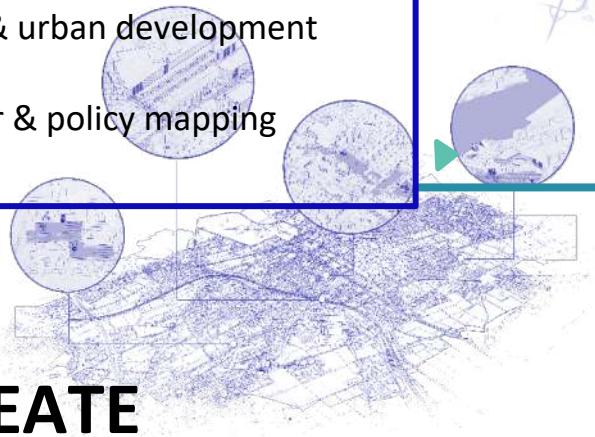

ACT

Design of innovative strategies, services & solutions (e.g. at building, infrastructure & policy level)

CO-CREATE

Co-creation of (1) vision (2) integrated solutions (3) implementation plan with representatives of municipality, enterprises, citizens and start-ups

Phase 1: Sense

RETTUNGSEINSÄTZE NACH STARKREGEN

Überflutete Straßen im Landkreis Ludwigsburg

+22 *hot days/ year until 2050*

+2.5 *degrees until 2050*

Feinstaub und Stickstoffdioxid: In diesen Städten ist die Luft besonders schlecht

30. März 2017 von Annika Flatley Kategorien: Umweltschutz

86.7% *car use*

37.600 *vehicles/ day*

51µg/m3 *annual NO2*

Mieten steigen auch in Ludwigsburg weiter an

Familien können sich Ludwigsburg nicht mehr leisten

Von Ludwig Laibacher - 12. Juli 2019 - 16:37 Uhr

+1.000 *citizens per year*

Ø 40-50% *of income for rent*

70 *vacant apartments/ year*

Einzelhandel in Ludwigsburg

StZ Plus

Das Kontor gibt auf – ein Zeichen für den Wandel der Branche

Von Rafael Binkowski - 25. Juni 2019 - 18:03 Uhr

Ø 44,50€/m² *for a store area*

KREIS LUDWIGSBURG

06.08.2018

Demografischer Wandel

Für eine altersgerechte Infrastruktur

+15% *more 65+ than national Ø*

+11% *over 65y*

+0.3% *18-25y since 1961*

Phase 1: Sense

“The inner city’s restaurants are too expensive to have a lunch break. We are missing places where we can meet and express our creativity”

Students from the Film Academy in Ludwigsburg

Image Source: Mitchelle Rosales , Smart City Solutions Master Program

Phase 2: Map

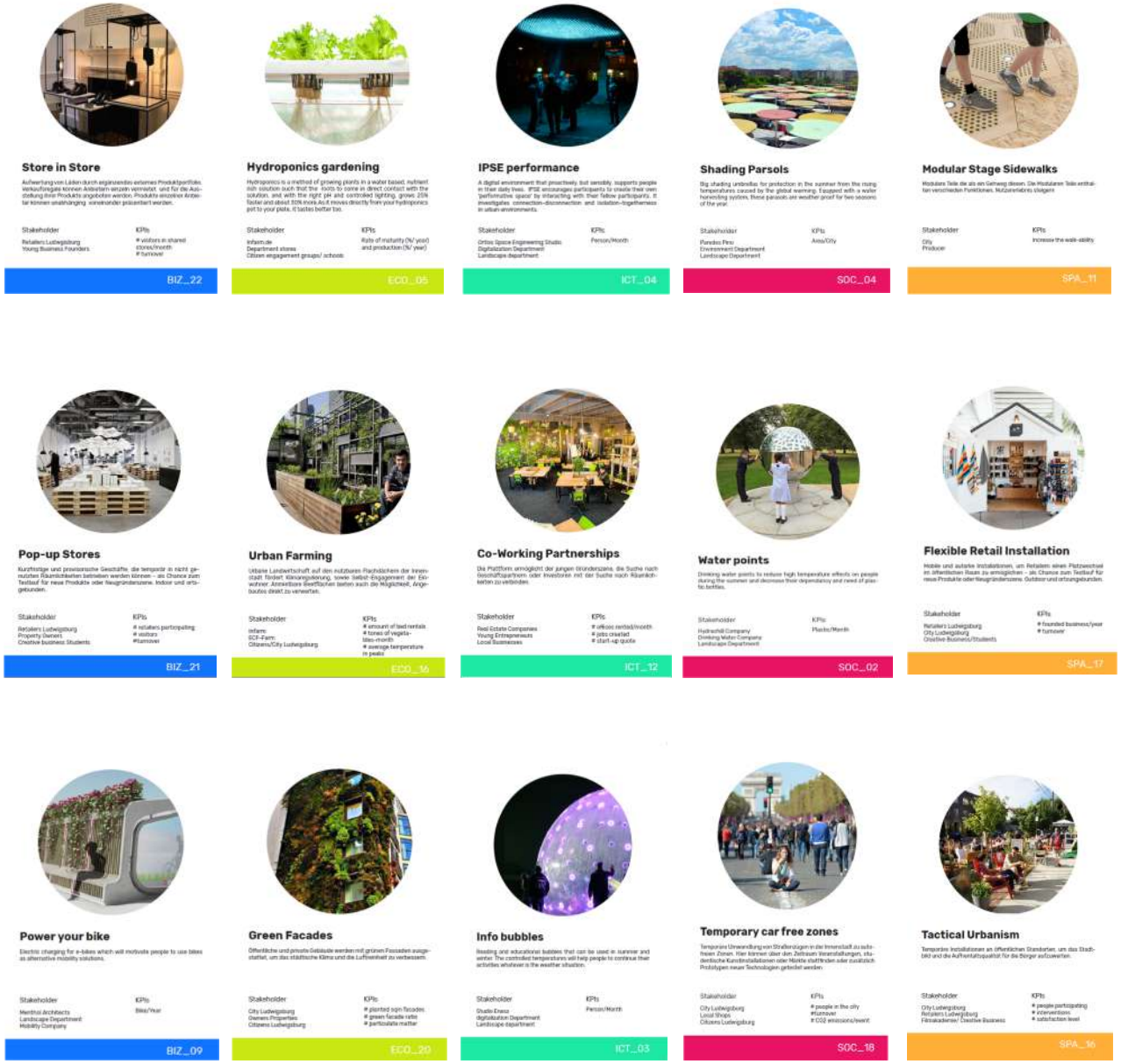
Store in Store
BIZ_22
Hydroponics gardening
ECO_05
IPSE performance
ICT_04
Shading Parsols
SOC_04
Modular Stage Sidewalks
SPA_11
Pop-up Stores
BIZ_21
Urban Farming
ECO_16
Co-Working Partnerships
ICT_12
Water points
SOC_02
Flexible Retail Installation
SPA_17
Power your bike
BIZ_09
Green Facades
ECO_20
Info bubbles
ICT_03
Temporary car free zones
SOC_18
Tactical Urbanism
SPA_16

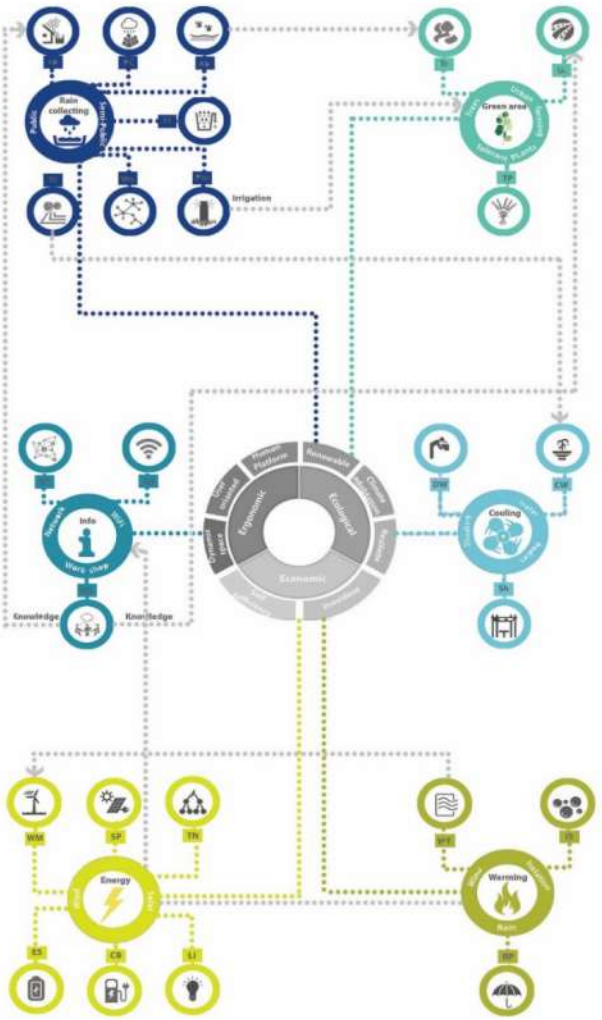
Rain collecting
Irrigation
Green area
Info
Cooling
Ergonomic
Ecological
Economic
Knowledge
Energy
Warming

Phase 2: Map

https://scs.hftstuttgart.hostpress.me 67%

Meistbesucht | Google | Apply to Start Allian... | Anmelden ‹ CCC — ... | CCC_Google_Drive | SCS_Google Drive | Moodle Dashborad ...

Smart City Solutions | Customize | 17 | 0 | New

SMART/CITY

BUILDING TOOLKIT

HOME

STAKEHOLDERS +

KEY PERFORMANCE INDICATORS

Search

Categories

SOCIAL | ECONOMICAL | ECOLOGICAL

DIGITAL | SPATIAL | ALL SOLUTIONS

Smart Bike Parking

Colored Pathways

Smart Bus Stop

Car sharing

e-Bike sharing

Generational Housing

Flexible Events

Logistic Hubs

Bike Repair Station

Co-working Spaces

Private: Smart Street Light

Flexible Retail Installation

Short-Term installations

Eco-Link

Utopia-Indoor Park

Hochschule für Technik Stuttgart

University of Applied Sciences

Phase 3: Act

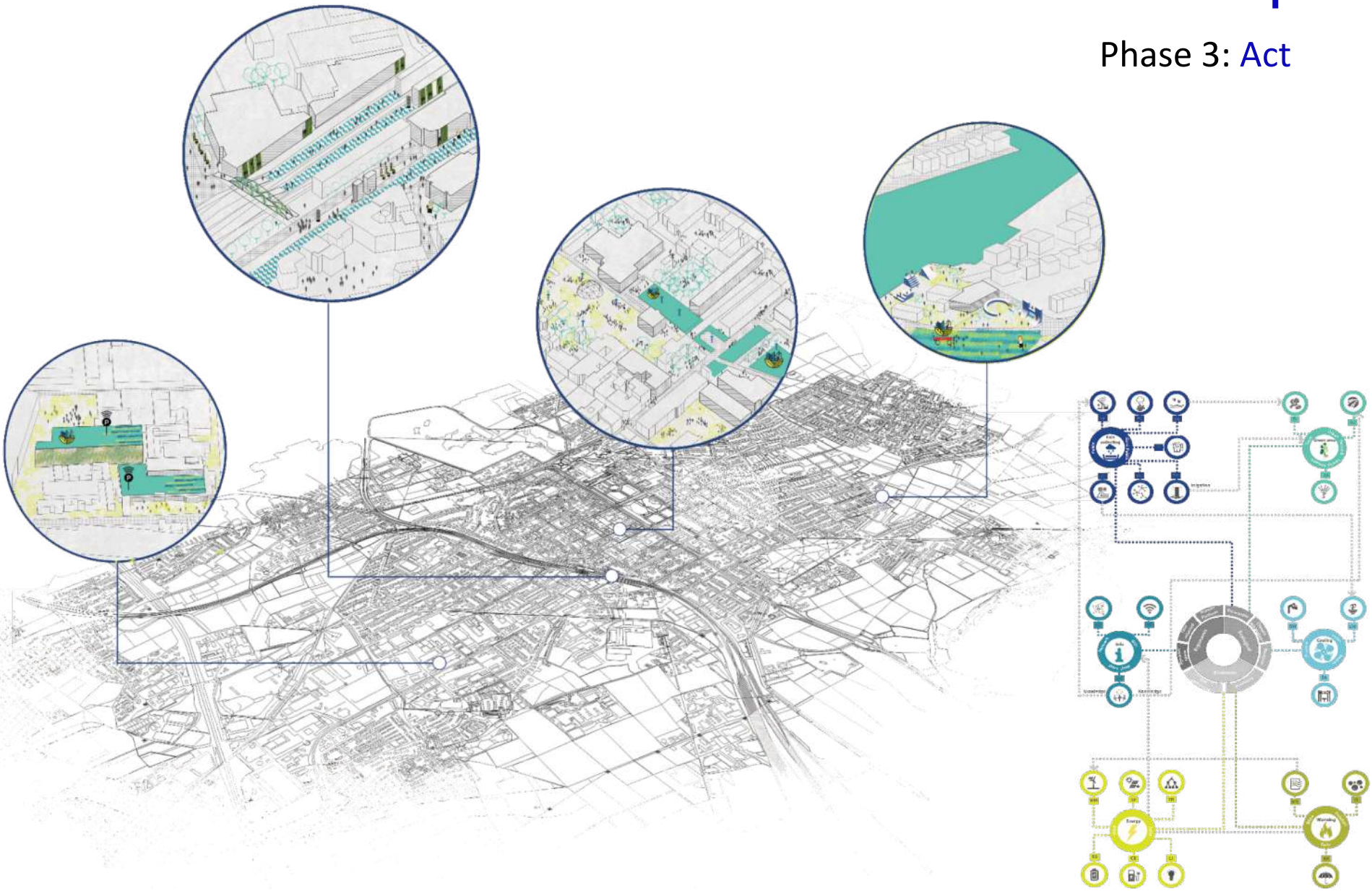

Phase 4: Co-Create

Co-cities = Inclusive cities

#Expression of diverse needs

S.M.A.C. Methodology. Impact

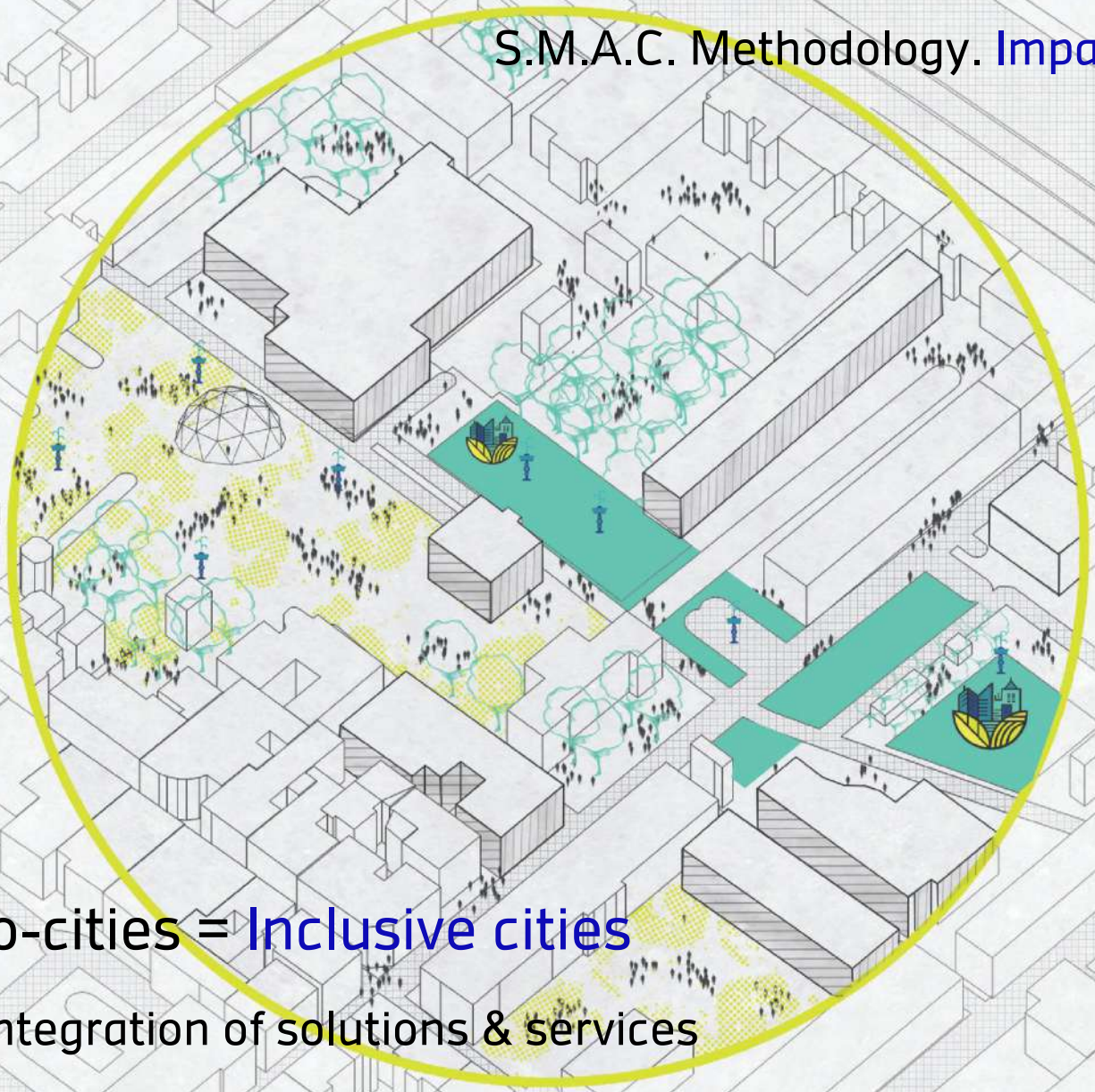

Co-cities = Inclusive cities

#Integration of solutions & services

Co-cities = Inclusive cities

#Capacity building

Hochschule
für Technik
Stuttgart

University of Applied Sciences

Dr . Nadine Kuhla von Bergmann

Visiting Professor
Smart Urbanism & Digital Strategies

creative
climate
cities

Dr . Nadine Kuhla von Bergmann

CEO & Strategic Advisor
Creative Climate Cities