

REGULATIONS FOR STAND
CONSTRUCTION



INDEX

REGULATIONS FOR STAND CONSTRUCTION

- 01 . GENERAL TERMS AND CONDITIONS FOR STAND CONSTRUCTION
- 02 . SPECIAL HEIGHTS AND RIGGING POINTS AT THE GRAN VIA VENUE

01. GENERAL TERMS AND CONDITIONS FOR STAND CONSTRUCTION_____ p.6

1.1 Approval of projects

Fines for modifications or non-compliance with the Stand Construction regulations

1.2 Stand construction and decoration

Construction Regulations

Partition walls

Exhibition material used as part of the stand

Image and transparency of stands (Inner enclosures)

Disabled access

Limitations to the build up of stands and adaptation of exhibition spaces

Pillars cladding

1.3 Documentation required for the construction of complex structures at events

1.4 Installations and power supply regulations

1.5 Maximum level of sound

1.6 Cleaning and waste management

Waste generated during the assembly and disassembly of the stands

Cooperation in the carpeting of aisles

1.7 Safety equipment

02.SPECIAL HEIGHTS AND RIGGING POINTS AT THE GRAN VIA VENUE_____ p.20

2.1 Suspended elements

Location map of special heights in halls which may affect the construction of your stand

Map of orientation of the problematic points of rigging

ANNEX_____ p.26

VENUE OVERVIEW

GENERAL TERMS AND CONDITIONS FOR STAND CONSTRUCTION

01

GENERAL TERMS AND CONDITIONS FOR STAND CONSTRUCTION

1.1 Approval of projects

Any stand that exceeds at some point the **3m** of height must compulsorily send a project to the technical Department of Operations for its supervision and approval. This project should include:

- Details of the exhibiting company. Company name, hall number, stand number and allocated stand area in metres.
- Details of the stand construction and decorating company (Name and contact number).
- Dimensioned floor plan, cross section and elevation.
- Render or images 3D of the project.

In order for assembly work to start on your stand, it is essential for the stand construction project to have been approved. Projects that have not been approved must implement the changes indicated and submit the project again for approval. Approval of the project will be confirmed by email once the requested modifications have been made and it has been corroborated that it complies with regulations.

Fines for modifications or non-compliance with the Stand Construction regulations

The Organisation will be empowered to halt the construction of stands and impose fines of **€150/m² (plus 10% VAT)** on companies which do not comply with the specified regulations, whose assembly projects have not been previously approved by Fira de Barcelona's technical department or whose assembled stands do not comply with that previously been approved by the said department.

1.2 Stand construction and decoration

Construction Regulations

Height Regulations

The maximum permitted height is:

- **3m** at the stand perimeter and dividing walls.
 - **5m** for elements set back **1m** from the edge of the stand.
 - **5m** for those wall which are adjacent to the walls of the exhibition hall, whenever technically possible (see data sheet)
- Any element exceeding **3m** in height, with the exception of the walls adjacent to the pavilion wall with a maximum height of **5m**, must be moved **1m** towards the inside of the stand.
- Please remember that the maximum height of **5m** is only permitted when the Hall's infrastructure permits, so we recommend that you refer to **Point 02** which shows all the areas of the Halls where the stand cannot exceed a height of **5m**. At this same point, you can consult how high you can place the lighting truss.

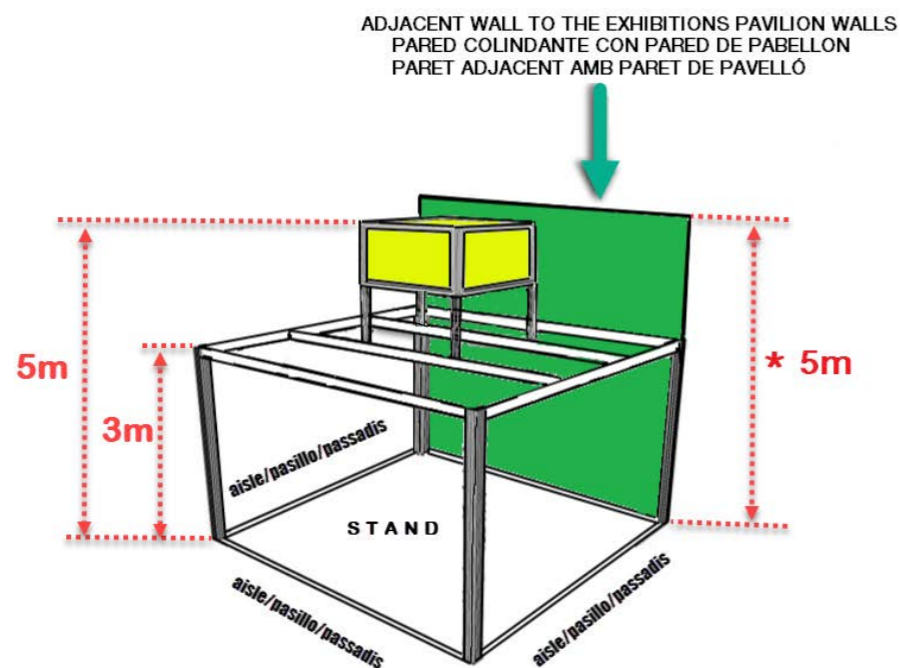
We also recommend that you refer to all the information in this respect in the Technical Data Sheet of your stand.

Under no circumstances may any structural or decorative elements of the stand protrude into the aisles.

As an exception to this rule, spotlights on brackets on the façade of the stand are permitted at a minimum height of **2.20m** and to a maximum of **40cm** out from the line of the façade.

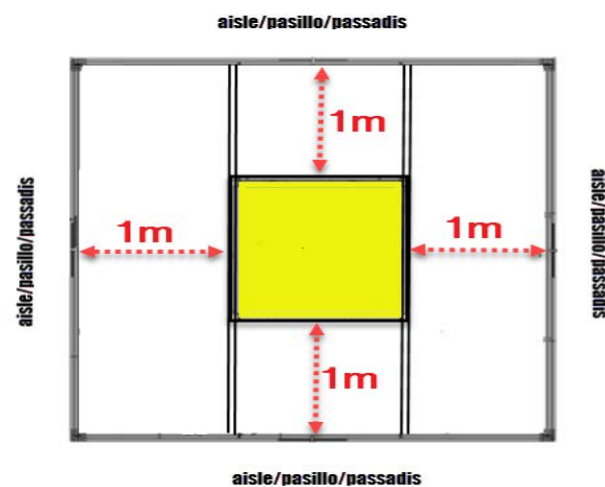
Example of volume:

Elevation
Alzado
Alçat



- * 5m en paredes colindantes con pared de pabellón, siempre que técnicamente sea posible (ver ficha técnica)
- 5m en parets adjacents amb paret de pavelló, sempre que tècnicament sigui possible (veure fitxa tècnica)
- 5m for those wall which are adjacent to the walls of the exhibition Hall, whenever technically possible (see data sheet)

Floor plan
Planta



Partition walls

When your space is adjacent to those of other exhibitors, it will be mandatory to have your own partition up to the maximum permitted height. (See section on height regulations).

The rear parts of the partitions between the stands must be properly conditioned and without any advertising, in compliance with the Fair's height regulations.

Exhibition material used as part of the stand

All exhibitors whose exhibition material is used to form one of the sides of their stand should ensure that the back of it is properly finished to maintain the aesthetic standards of the show.

In the case of tall exhibition material:

1. With an adjacent stand: exhibitors must ensure that the back section which protrudes over the maximum permitted height for stand construction is properly finished.
2. Without adjacent stands (islands): We recommend you inform the show organizers.

Image and transparency of stands (Inner enclosures)

The construction of completely enclosed stands is not permitted. The exhibitors must not obstruct the visibility of adjoining stands. Up to a maximum of 50% of each open side of the assigned space may be enclosed.

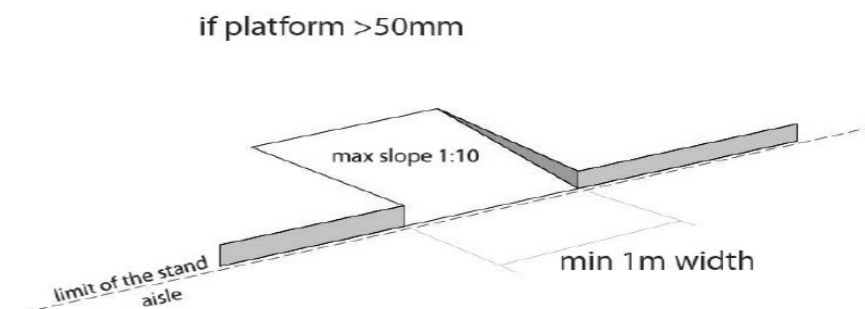
In order to lead to a general effect of spaciousness and so as not to prejudice the other exhibitors, full transparency in the design of all the stands is requested and we also inform you that at least half the length of each façade either glazed or open.

The organisation is authorised to request the necessary changes in the design of your stand if it impairs the visibility of other exhibitors so that it complies with the above-mentioned Regulations, even when the project has been previously approved and endorsed by the organisation's operational department.

The Organisers advise exhibitors whose stands are visible from the raised visitor's walkway to include some form of ceiling/roof on their stand, which may feature advertising, as these ceilings can be seen from the walkway, which is used by large numbers of visitors.

Disabled access

All stands with a platform higher than 5cm must have an access ramp at least 1m wide which must not extend beyond the stand into the aisle. As an exception a mobile ramp may be accepted if no ramp has been planned for the platform. If the platform is contracted from SERVIFIRA, a ramp must also be contracted.



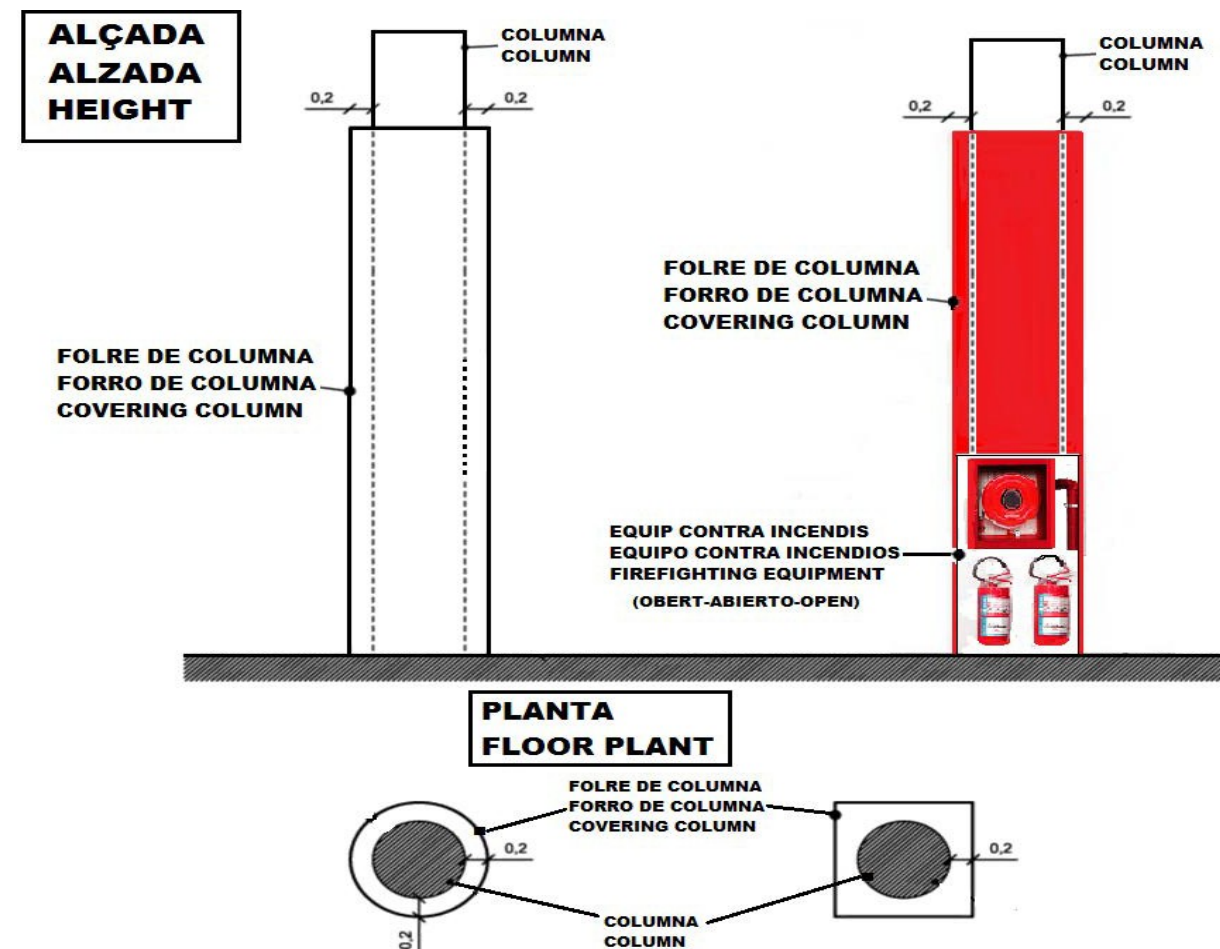
Limitations to the build up of stands and adaptation of exhibition spaces

No construction elements can be supported by or onto walls, columns or other fixed elements of the halls, and adequate protection must be used or a safe distance must be maintained between the construction materials and the hall walls. In no case should the stability of any object, assembly or structure be conditioned to the infrastructure of Fira de Barcelona. All elements must be self-supporting and self-standing. It is prohibited to drill holes, drive in screws or hammer nails into the walls, ceilings, floors or columns of the halls. It is prohibited to carry out channeling, bracing or any other structural modifications to the interior of the halls or to the outer areas of the venue. Both the indoor and outdoor exhibition spaces must not be clad with paint or glue. It is prohibited to apply cement to the floor without the presence of an intermediate protective element authorized by Fira de Barcelona. Furthermore, it is prohibited to drive in nails using percussion tools or to paint using spray guns. Any possible damage caused by exhibitors or their delegates to the walls, installations or other infrastructures of the Fira de Barcelona exhibition area shall be repaired by Fira de Barcelona and charged to the exhibitor.

Pillars cladding

If the exhibition space assigned to you contains columns, you may clad them up to the maximum permitted height (see maximum height) though all safety equipment must be left uncovered and accessible. The columns located on the perimeter of the bracket can only be covered to the height allowed in the perimeter. The cladding should never exceed 0.20m surrounding the footprint of the pillar. Any pillars with fire hydrants and extinguishers and other elements may be lined, while the services must be left visible, accessible and properly signposted.

Vinyl columns can only be installed by official Fira suppliers. This service can be contracted through the sales department of Fira Barcelona (www.servifira.com)



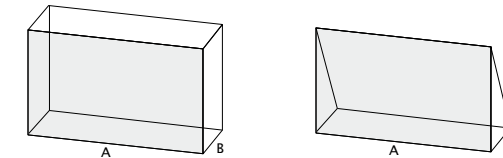
1.3 Documentation required for the construction of complex structures at events

Fira de Barcelona may authorize the construction of a complex structure in accordance with the regulations established by the event organizer and in the sections where the ceiling height and the hall structure allow it.

Risk assessment is required to any construction that implies the submission of design floorplans, calculations and certificate of stability approved by qualified technicians. The same applies to all constructions that need a custom evaluation of a special risk assessment.

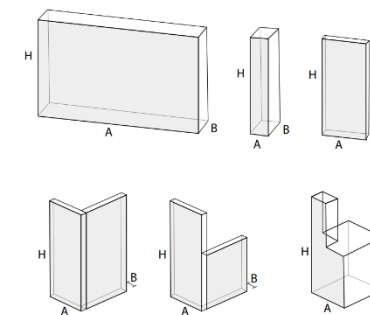
The complex structures are classified in the following way:

- Shell scheme stands or structures with heights of more than 5 meters. These must have a minimum of three perpendicular support planes throughout their height. Cases where $H > 5m$ are considered complex structures.



- Structures over 4 meters high. These structures are considered bespoke in totem-type constructions, self-standing partitions or any structure that is not supported by a minimum of three perpendicular faces/sides throughout its height.

$H > 4m$ and $B/H < 0,4$ (slenderness coefficient: relationship between dimension B and the height of element H).



- Double decker stands with access to the upper floor.
- Platforms or stages with access and a height equal to or higher than 0.50m.
- Tiered seating with access to the general public.
- Outdoor constructions larger than 16m².
- Constructions smaller than 16 m² and not certified.

The complex structures must comply with the requirements set forth in the current regulations and, specifically, in the contents of all sections of the Spanish Technical Building Code, as well as the basic documents of structural safety (BD SS), fire safety (BD FS) and safe use and accessibility (BD SUA).

Authorization to construct any of these structures must be requested from the Fira de Barcelona Operations Department through the event management team and providing the following documentation:

Pre-build-up

Project designed, signed and endorsed by a certified technician (an authorization statement will be accepted instead of the endorsement).

The project must include:

- A descriptive and explanatory report of compliance with the current regulations.
- Structural study of stability and resistance that considers:
 - Use overload according to table 3.1 CTE DB SE, use category type C.
 - Internal wind pressure of 0.125kN/m² up to a height of 4m, higher than 4m the internal wind pressure will be considered at 0.063kN/m².
 - Description of the loads on the floor under each support.
- A floorplan and elevation drawings, including details of the handrails and stairs.
- The evacuation and fire detection plan for structures with a surface larger than 100 m².
- Assessment of risks and preventative measures to consider during the construction build up and break down process.

The build-up of each of these structures will have to be supervised by a certified technician authorized by their professional association and will have to issue an approval for this purpose (an authorization statement will be accepted instead of the endorsement).

If all the documentation provided is correct, the build-up of the stand or the structure presented will be authorized. If there is any deficiency identified, the contractor will be asked to correct them. The build-up of the stand or the structure will not be authorized until the deficiencies are corrected.

During build-up

The responsible technician will supervise that the assembly of all the complex structures complies with the conditions established in the documentation provided by the exhibitors.

The request for additional documentation for those structures that are required due to their complexity, even if they are not classified as complex structures as such, will be at the discretion of Fira de Barcelona.

Before the opening

Once the construction of the complex structure has been completed, the responsible technician will issue the corresponding final structural solidity certificate endorsed by the corresponding professional association (an authorization statement will be accepted instead of the endorsement) which will be delivered to Fira de Barcelona.

In the case of a structure certified by an authorized body, the certification of the structure will be presented together with the build-up and breakdown regulations in substitution of the structural study.

For any construction located outdoors larger than 16m², in addition to all of the above, a wind with a speed up to 100 km/hour needs to be taken into account when calculating the structure.

In events organized by Fira de Barcelona and in the case of stands with double decker, these must be designed in such a way that the upper floor in no case exceeds 50% of the total allocated area, and must be placed so as not to impair the visibility of the surrounding stands.

Small outdoor structures/tents

For tents with a surface smaller than 16m² to be installed outdoors, the exhibitor must provide Fira de Barcelona the approval for these tents by a qualified and authorized organism. These certifications must include the description of its wind resistance and counterweight.

In the event of adverse weather conditions, Fira may request to have the tents closed, folded or withdrawn, or any other compensatory measure (fixings, bracings, ballasts) in order to mitigate risks.

Additionally, arches located outdoors will be properly balanced in order to avoid overturning by winds of up to 100km/h. In this case, the project documentation must include the calculations in order to justify the counterweights, signed by a certified technician. The abovementioned counterweights shall be sufficiently described according to their type (sand bags, water, metal plates, etc.) dimensions and weight.

Inflatable structures

Inflatable structures, both indoors and outdoors, will have to comply with the UNE-EN 14960:2014 regulations, especially when it comes to ballasts or bracings. Besides, it will be mandatory to dismantle the structure in the event of winds stronger than 38km/h.

Authorization for the construction of inflatable structures shall be subject to the receipt of the following documentation:

- Valid Civil Liability Insurance policy that covers the activity
- Manual of use
- Annual Inspection/homologation/standardization

Once the structure is built and prior to the event opening, it will be necessary to provide a certificate of good construction signed by a representative of the company in charge of the inflatable structure, according to the template to be granted by Fira de Barcelona.

INSTALLATIONS AND POWER SUPPLY REGULATIONS

1.4 Installations and power supply regulations

It is very important to remember:

1. All work on low voltage electrical installations must be carried out by an authorized low voltage installer, in both the assembly and dismantling process.
2. It is the responsibility of the company that performs the dismantling to ensure, prior to the beginning of the work, the absence of Electrical current in the entire working area of its stand.
3. If you have switchboards or catch basins (Gran Via Venue), in your assigned stand space, it is mandatory that these elements be Registrable and accessible (Check Technical Document of your stand space).
4. Additionally to item 3, whenever a service chest is shared between more than one stand in one island, it must remain accessible at all times (through a hatch).

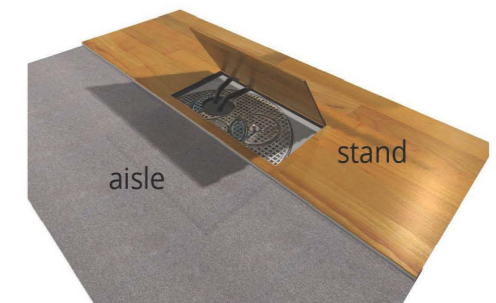
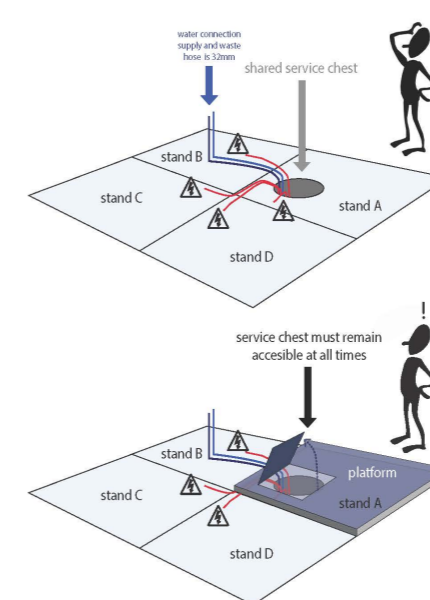
In order to have a hatch, we recommend a platform of 50mm for electrical cables only and 100mm if a water connection is planned for any of the neighbouring stands (check with Servifira department).

If during build up or show any cable gets unplugged for some reason, the chest needs to be accessed by the technical teams.

Whenever a service chest is half covered by a division wall or is at the limit of the stand, the area around the chest must remain accessible.



Power Distribution



1.5 Maximum level of sound

Maximum volume allowed is **60dB** above the background level, measured to the edge of the stand, both inside and outside. The Organization can restrict presentations that do not meet these requirements.

The PA will be only used for safety reasons and institutional announcements.

Furthermore, personalized messages from exhibitors or Partner companies cannot be broadcasted.



1.6 Cleaning and waste management

Waste generated during the assembly and disassembly of the stands

The company responsible for the construction and/or decoration of the stand will be responsible for removing the waste generated at the end of each day during both the assembly and disassembly periods.

The fire prevention policy prohibits the accumulation of waste in the stands and their storage areas, as well as in the aisles and shared spaces. The work material must be within the space assigned to the exhibitor and it is strictly forbidden to place any waste or any other element in the aisles.

All the workbenches and hand saws for cutting wood must be equipped with their corresponding deposits and devices to remove any dust and sawdust generated.

Under no circumstances may the waste generated during the assembly of the stand be directly placed in the aisles used by all the exhibitors.

In addition, please bear in mind that the cutting areas and moving parts must have protective devices.

Failure to comply with these measures will result in a fine from Fira de Barcelona of approximately **€50/m²**, with the exhibitor/decorator being informed of the imposition of the said fine.

The exhibitors/decorators may contract the refuse/waste removal and materials and packaging storage services through the online service catalogue in the Exhibitor Area or at the Customer Service desk during the assembly and disassembly periods and during the event itself.

The management of the removal of the generated waste may be performed by your own methods or by contracting the service through the Exhibitor Area. Other waste management companies unrelated to Fira de Barcelona must be accredited in order to offer their services at the venue and must pay the relevant fees to gain access. General waste bins will not be provided in the aisles and the **20/30m³** waste boxes must not be left overnight inside the fair venue.

Cooperation in the carpeting of aisles

The period for carpeting the aisles inside the pavilions coincides with the assembly, so we ask for your full cooperation and for you to heed the pavilion manager's requests/indications, leaving the aisles adjoining your stand free of materials and waste on the required dates.



During disassembly, in order to validate the proper waste management, either by your own methods or by contracting our supplier, the assembly company must ask the pavilion manager to stamp the "WASTE MANAGEMENT FORM", certifying that it has left the space in which the stand in question is located, clean and clear and that it has not left any waste in any space within the venue grounds. This certificate will guarantee that no refuse invoice will be generated.

1.7 Safety equipment

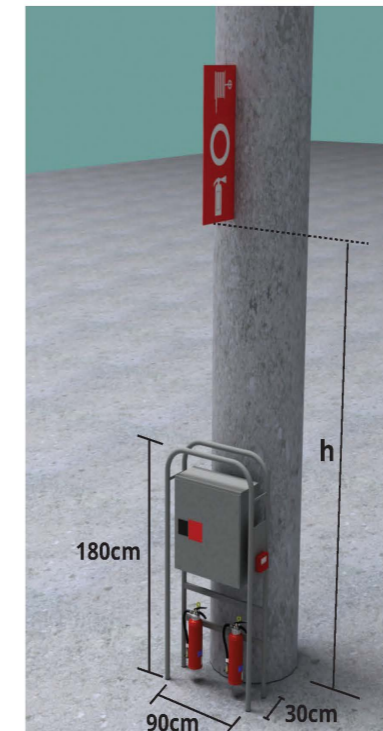
These standards are obligatory for all exhibitors:

All signposting, firefighting equipment, alarms, emergency exits, electrical service panels, air conditioning vents and rights of way shall be kept free at all times.

We recommend you refer to the key in the Technical Data Sheet for your allocated space, which is available in the Exhibitor's Area of the website.




Fixed Fire Equipment Specifications



Note that the fire extinguisher equipment can only be cladded if all the equipment remains accessible at all times.

Hall	h (cm)
Hall 1	295
Hall 2	+
Hall 3	490
Hall 4	590
Hall 5	295
Hall 6	545
Hall 7	295
Hall 8	350
Hall 8.1	349

* Hall 2 does not have columns in the exhibition area



02

SPECIAL HEIGHTS AND RIGGING POINTS AT THE GRAN VIA VENUE

2.1 Suspended elements

In accordance with the occupational health and safety and risk prevention regulations of Fira de Barcelona, any company that wishes to suspend any object (lighting structures, signage, pennants, etc.) from the ceiling of any of the Halls in the trade show venue must submit a request to ServiFira, completing the form which can be found in the Exhibitor's Area of the website.

For further information, contact:

Rigging - Fira Gran Via Halls 1, 2, 3
rigging.granviasouth@firabarcelona.com

Rigging - Fira Gran Via Halls 4, 5, 6, 7, 8.0, 8.1
rigging.granvianorth@firabarcelona.com

Elements suspended from ceilings must comply with the trade show Height Regulations. You may install a lighting truss at a height of **6m** along the line of the stand's perimeter provided that it does not feature structure, advertising, logos, etc., and that the characteristics of the Hall make this installation feasible. Due to its architectural features, some areas of the trade show venue have a limited number of anchoring points, which means that to set up rigging points in line with safety regulations it will be necessary to install support structures, the cost of which will be payable by the exhibitor or decorating company.



Location map of special heights in halls which may affect the construction of your stand



Map of orientation of the problematic points of rigging

If you have any queries regarding rigging, please contact:

Rigging - Fira Gran Via Halls 1, 2, 3
 rigging.granviasouth@firabarcelona.com

Rigging - Fira Gran Via Halls 4, 5, 6, 7, 8.0, 8.1
 rigging.granvianorth@firabarcelona.com

The rigging points will always be placed according to the rules of heights.

NOTE: The Organization reserves the right to have to place structures of adequacy in other areas not marked and whose cost will be borne by the exhibitor.

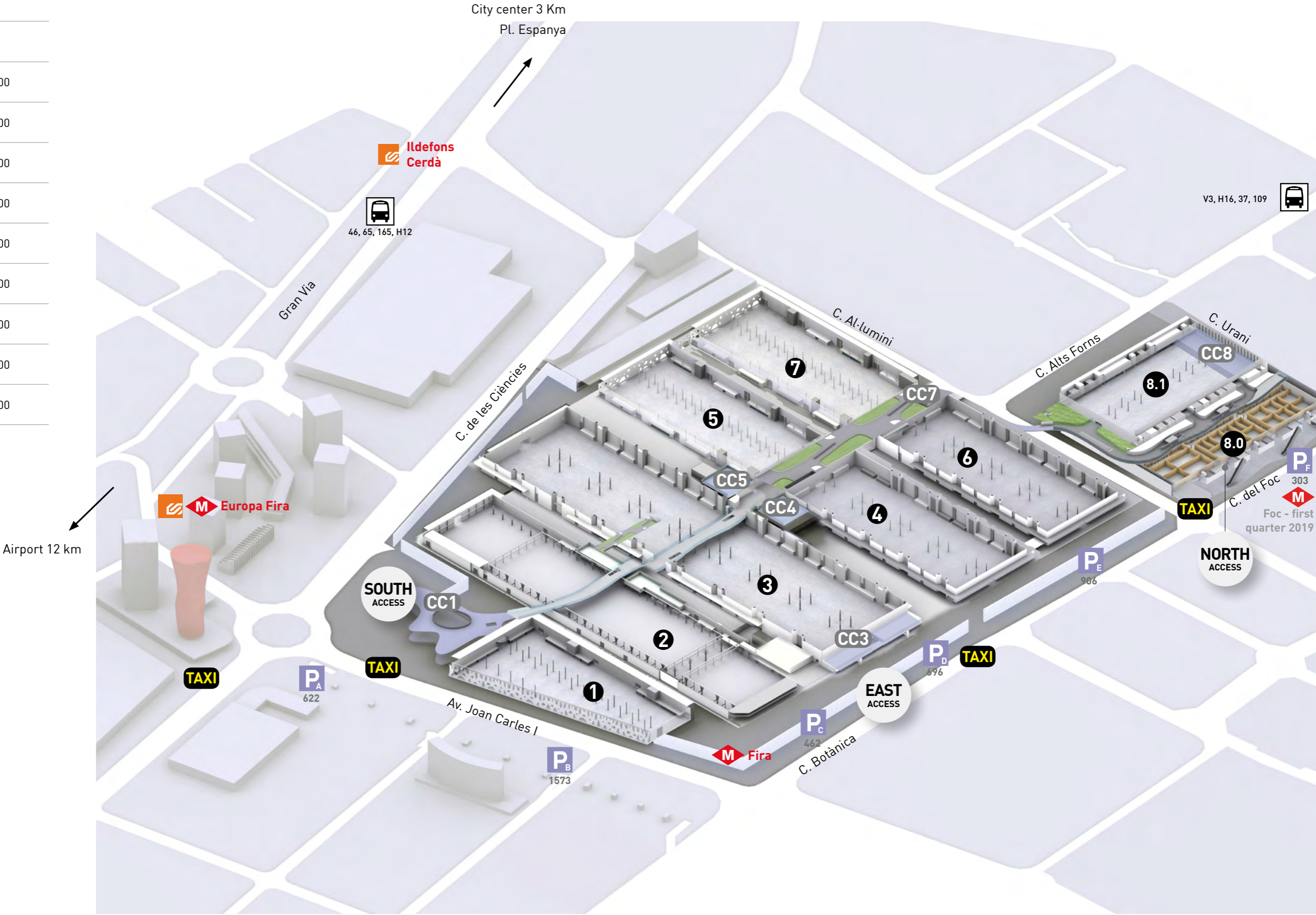


■ Area with special conditions for the placement of the Rigging	■ Area with impossibility to place Rigging	■ Pre-Rigging Area placement of special structure
--	---	---



VENUE OVERVIEW

HALL	m ²
1	14,000
2	32,000
3	43,000
4	20,000
5	17,000
6	20,000
7	17,000
8.0	13,800
8.1	12,700



- Metro
- FGC
- BUS
- TAXI
- Parking

